

## INTRODUCTION

MW™ offers an innovative and affordable option to add motion sensing automation on a granular level to the **BLU BaRS™** retrofit system or the **BLU BRiDGe™** control system. MW™ is used to achieve optimal energy efficiency and is recommended on a per fixture basis. Installation is a fast and simple process. After install, simply download the SMART BLU™ App and program your lights. Applications include parking garages, stairwells, corridors, etc... A perfect choice for architects, engineers, contractors and end users.

## CONSTRUCTION

Light weight and robust injection molded polycarbonate housing and lens.

## FLEXIBLE ELECTRICAL STANDARD FEATURES

MW™ is classified as a low voltage product and provided with low voltage plug cord for simple and easy connection to BLU DRiVe™. 12V DC input.

## PERFORMANCE

MW™ includes microwave motion sensing doppler technology along for broad and sensitive control. Suitable for -20°C to +40°C ambient temperatures. 5 year standard warranty.

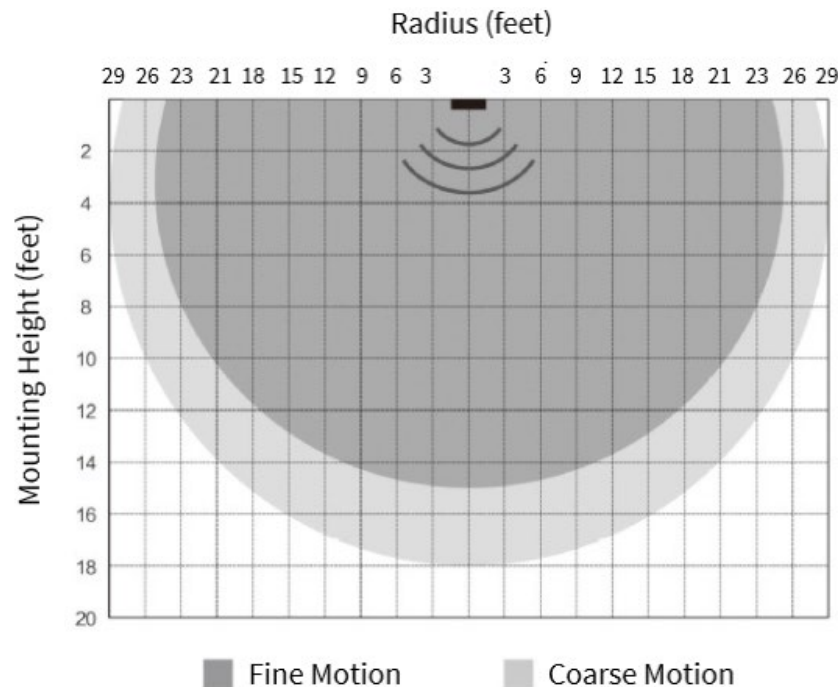
## MOUNTING

MW™ is offered with two feet that can be fastened to fixture or building surface. Note that it is important to keep Bluetooth antenna at least 4 inches away from MW™.

## COMPLIANCE

RoHS.

### MOTION SENSOR COVERAGE BELOW



Visit [www.blu-ecosystem.com](http://www.blu-ecosystem.com) for more information.

**SIMPLE. AFFORDABLE. EFFECTIVE.**

**NOMENCLATURE**

FAMILY SERIES

**MW**

**MW™ DIMENSIONS**

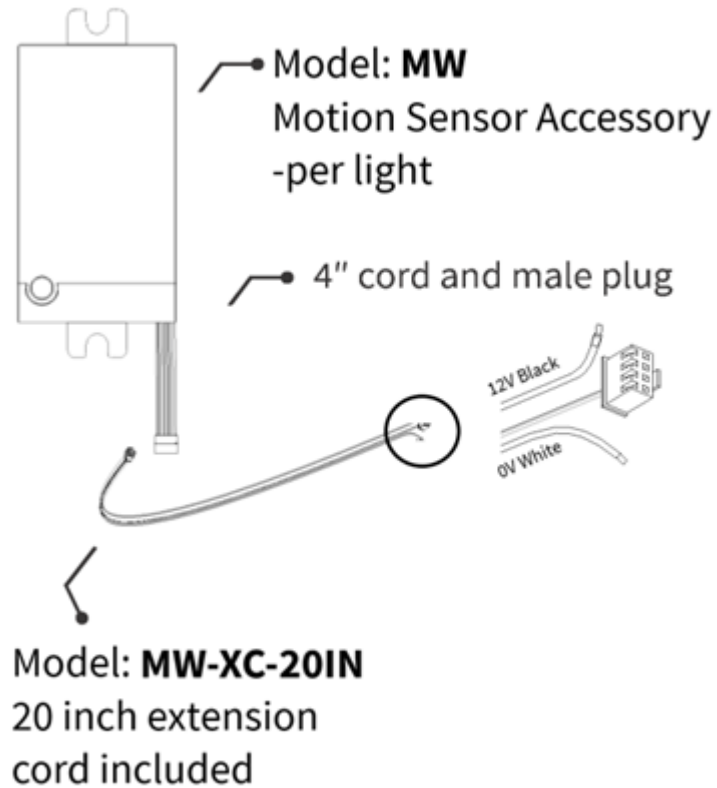
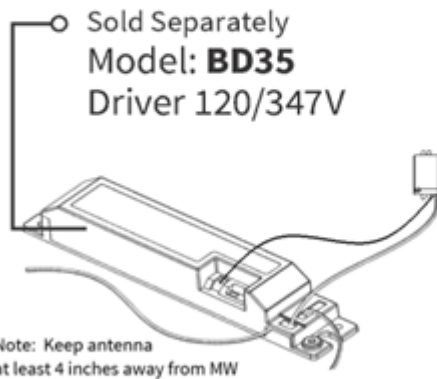
HOUSING

LENGTH 1.7" / WIDTH 1.0" / DEPTH - 0.6" / LENGTH INCL FEET 2.1"

PLUG CORD

INTEGRAL CORD - 4" / ACCESSORY CORD - 20" / TOTAL CORD - 24"

# BLU BaRS™ Retrofit System



J2 Light® Version 230110

Contact your local supplier or representative or call J2 Light Inc. direct at:  
**1.888.LOW.WATT (569.9288) [www.blu-ecosystem.com](http://www.blu-ecosystem.com)**

**SIMPLE. AFFORDABLE. EFFECTIVE**

# BLU Ecosystem™

Wireless lighting control system.