

INTRODUCTION

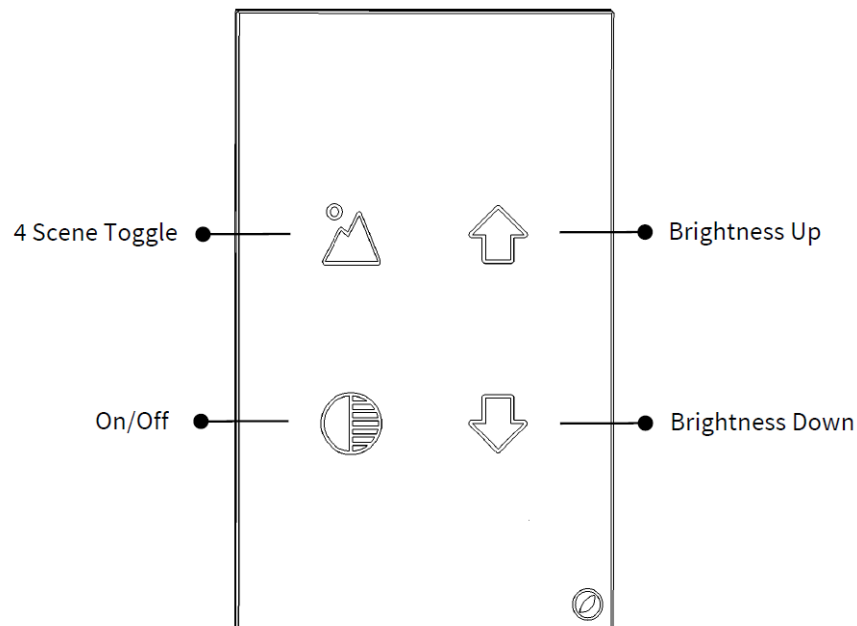
SBWS-4B™ is a feature rich and affordable wireless wall switch. It provides users a simple and intuitive interface to access the full potential of the BLU Ecosystem. Users can turn on to full bright or full off, dim up and down, choose from 4 scene presets or return to default automation settings. After install, simply download the SMART BLU® CLOUD App to associate BLU Ecosystem™ lights to the switch. Applications include classrooms, offices, hallways, washrooms, etc... A perfect choice for architects, engineers, contractors and end users.

CONSTRUCTION

Light weight and robust injection moulded white polyester housing and tempered glass cover plate. Includes electrical box and cover plate screws.

FLEXIBLE ELECTRICAL STANDARD FEATURES

SBWS-4B™ may be universally used with voltages between 120 to 347V. Note that hot and neutral wiring is required. Input power < 0.5W. Working temperature -10C to 45C. Humidity <90% RH.



To reset, touch and hold “Scenes” and “Dim Up” buttons simultaneous for 5 seconds. Blue LED indicator will blink off and on slowly when SBWS™ is fully reset.

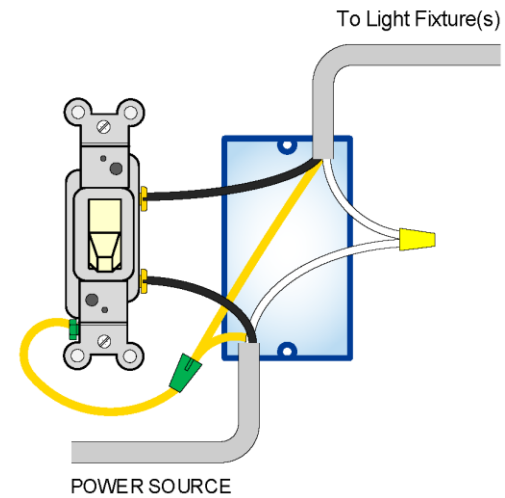
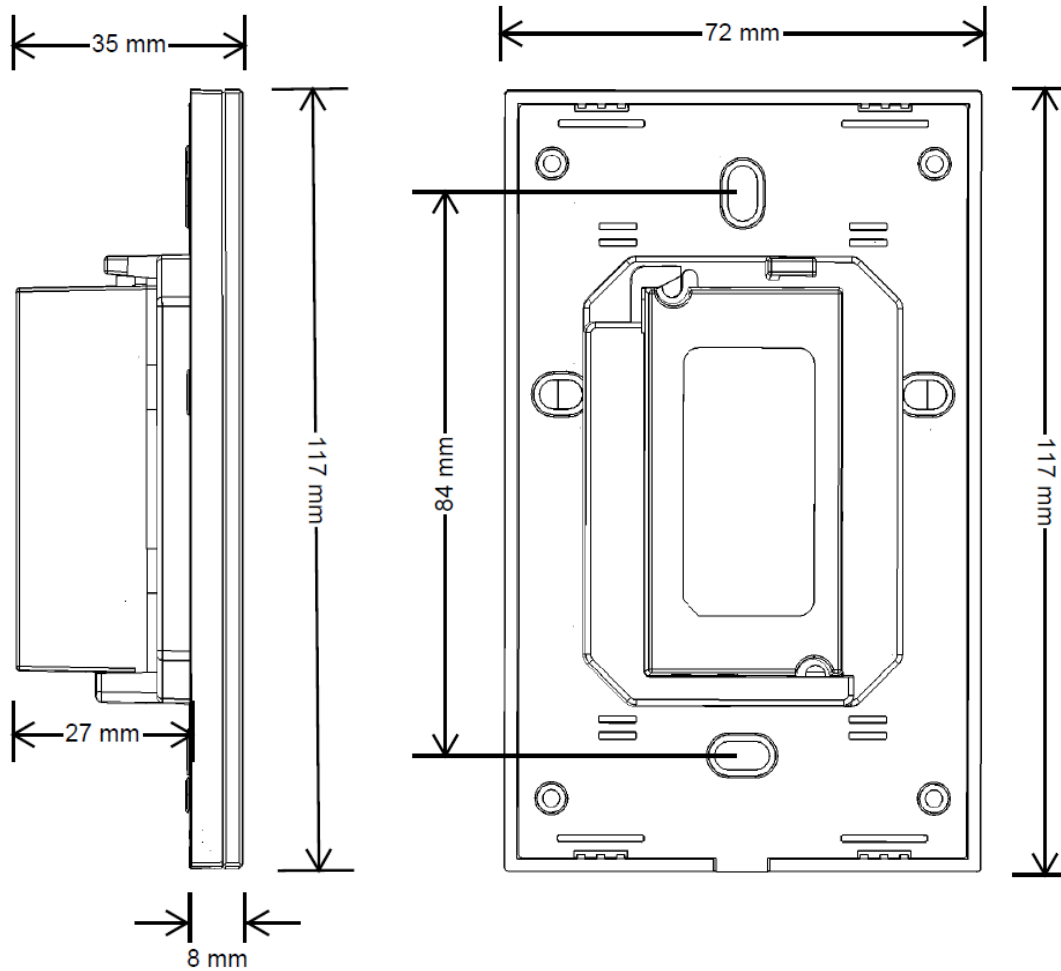
Visit www.blu-ecosystem.com for more information.

SIMPLE. AFFORDABLE. EFFECTIVE.

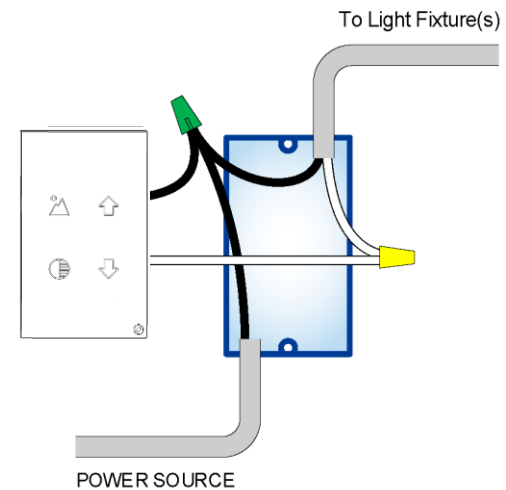
NOMENCLATURE

FAMILY SERIES

SBWS-4B



Note that power is interrupted going to the Light Fixture(s) in the conventional toggle style wall switch.



For the SBWS-4B, power is paralleled to both switch and Light Fixture(s). This is because the SBWS-4B™ controls the Light(s) via wireless communication. Power must be continuous to both switch and Light(s).

SMART
BLU[®]
CLOUD



Contact your local supplier or representative or call J2 Light Inc. direct at:

1.888.LOW.WATT (569.9288) www.blu-ecosystem.com

SIMPLE. AFFORDABLE. EFFECTIVE

J2 Light® Version 2300821

BLUEcosystem[™]
Wireless lighting control system.